

# Digital Content and Accessibility

Milan march 2017

# The UK numbers

Almost 2 million people in the UK are living with sight loss (Access Economics, 2009).

In 2008, 218,000 people in the UK were living with severe sight loss or blindness

The number of people living with sight loss is increasing (Access Economics, 2009).

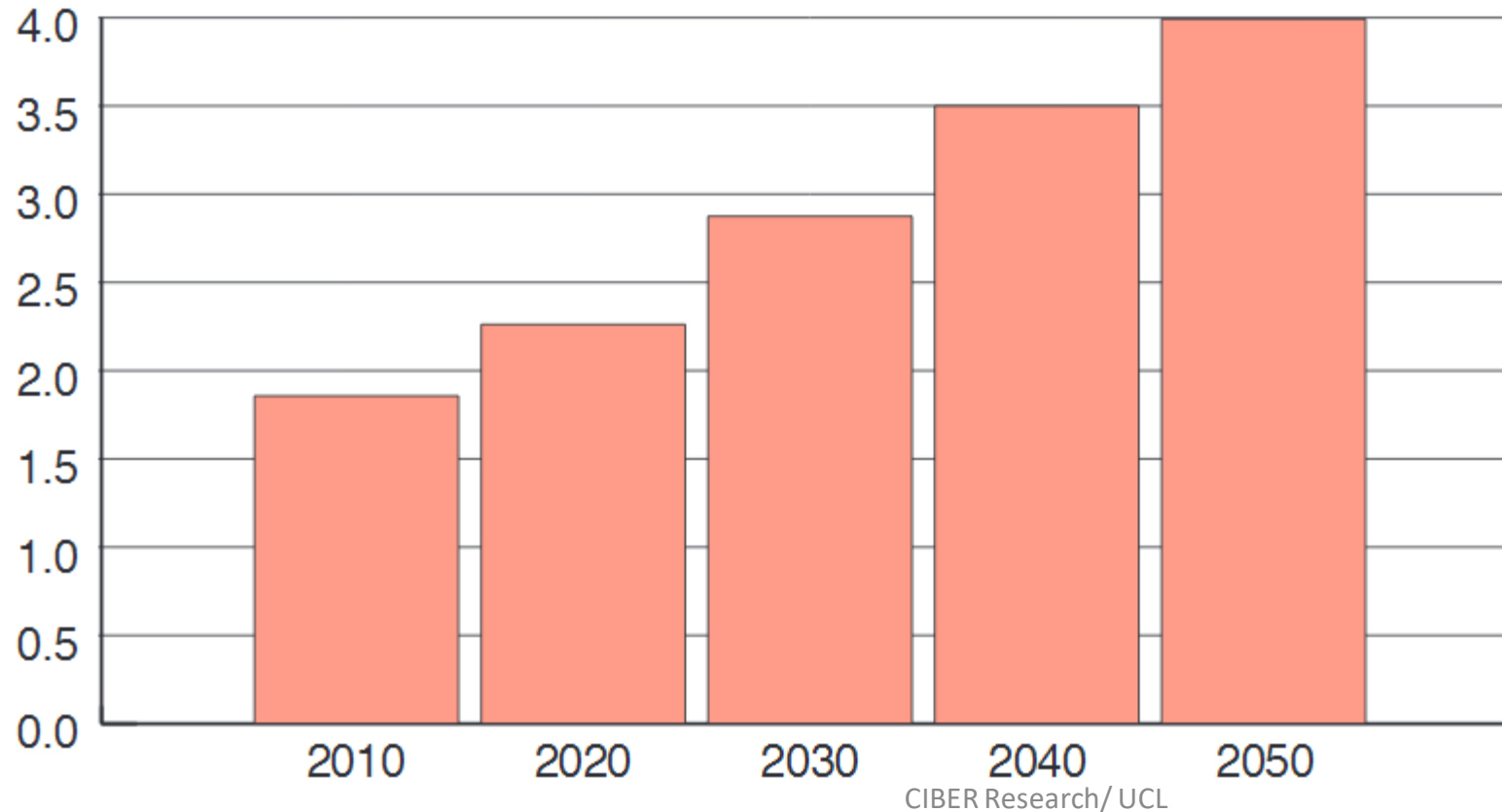
The number of people living with a sight threatening eye condition is predicted to increase over the next decade (Minassian and Reidy, 2009).

Access Economics (2009), "Future sight loss UK (1): The economic impact of partial sight and blindness in the UK adult population", RNIB.

Future sight loss UK (2): An epidemiological and economic model for sight loss in the decade 2010-2020. Executive summary. Report prepared for RNIB by Darwin Minassian and Angela Reidy EpiVision. June 2009

# Projections

**Chart 2.1: Projected number of people (in millions) living with sight loss in the UK**



Source: Access Economics, 2009

# Visual Impairment and Universities

World: 285 million people are estimated to be visually impaired worldwide: 39 million are blind and 246 have low vision.

UK: There are reckoned to be at least 34,000 students in UK universities with some kind of visual impairment; Of these 30,000 are print impaired eg dyslexia;

USA: Visual disability in 2014.

Total: 665,200 (2.2%)

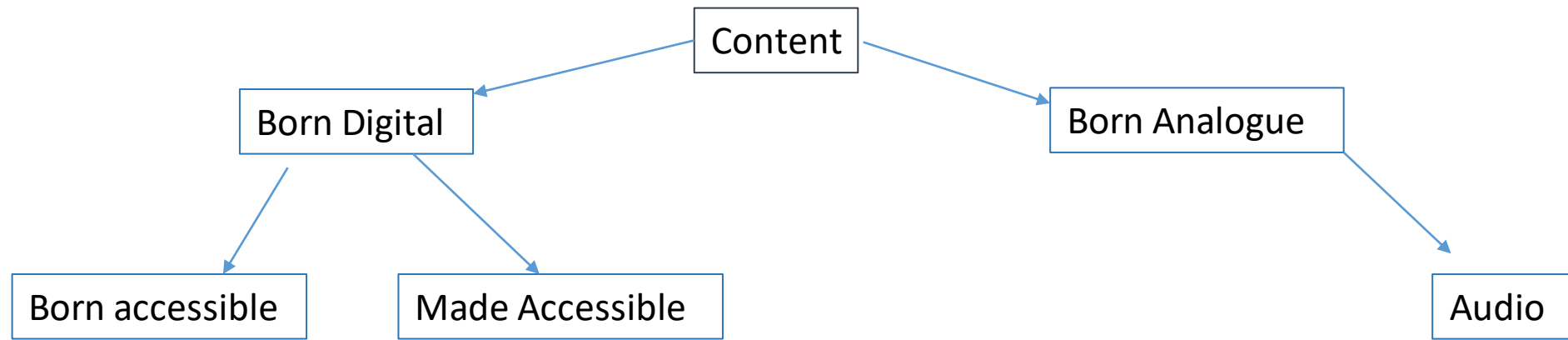
Girls: 316,700 (2.2%)

Boys: 347,800 (2.3%)

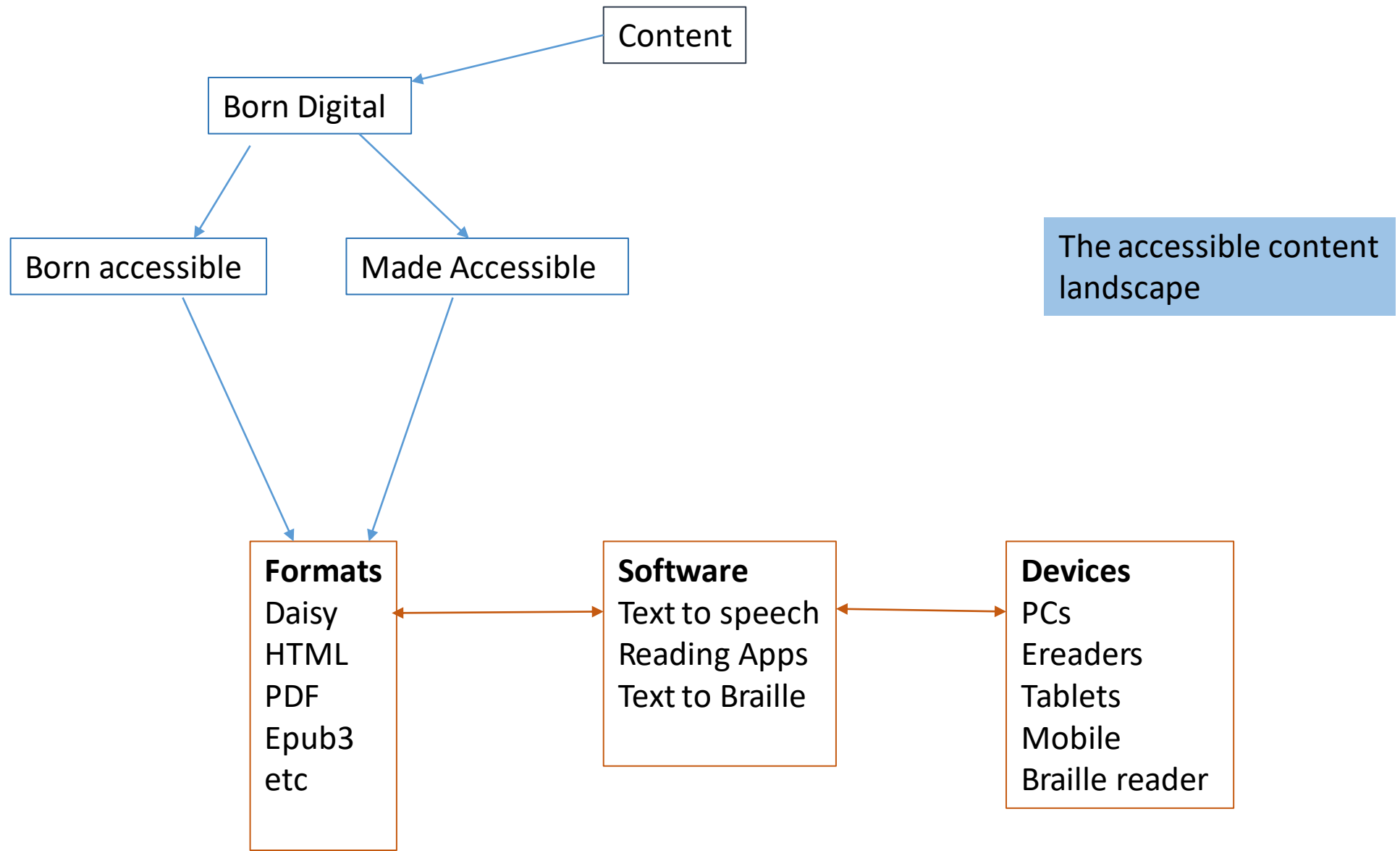
Erickson, W., Lee, C., von Schrader, S. (2016). Disability Statistics from the 2014 American Community Survey (ACS). Ithaca, NY: Cornell University Employment and Disability Institute (EDI). Retrieved November 11, 2016, from [www.disabilitystatistics.org](http://www.disabilitystatistics.org).

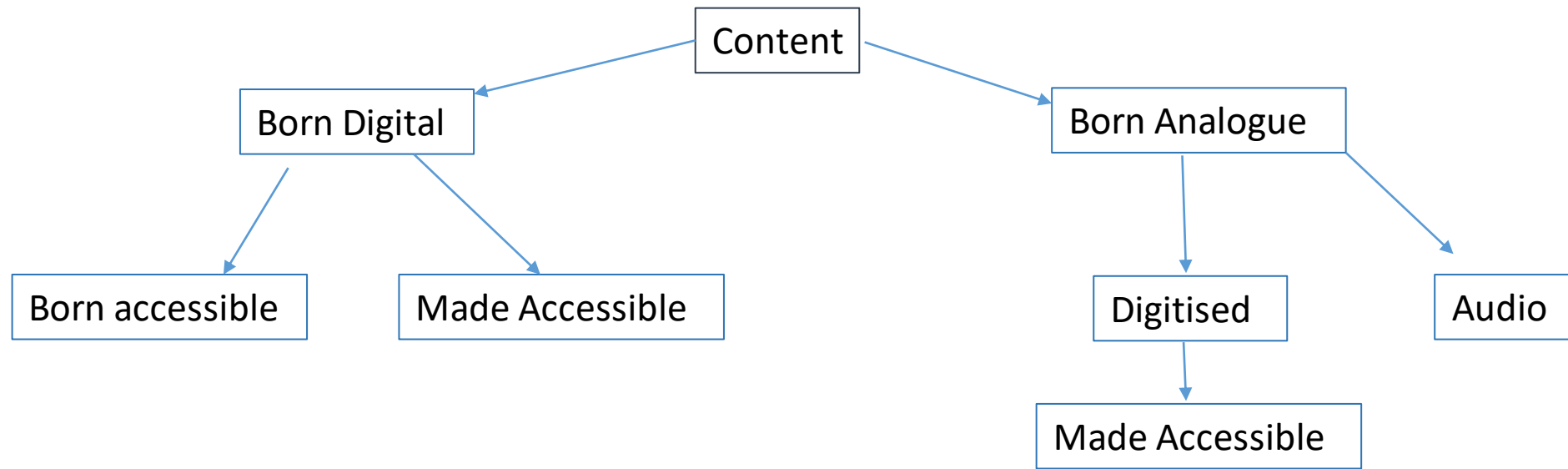
# Policy Framework UK

- **The UK Equality Act 2010** protects people with disabilities from discrimination and creates a legal obligation for others to make reasonable adjustments for people with disabilities including ensuring that information is provided in an accessible format.
- **The Copyright and Rights in Performances (Disability) Regulations 2014** provides two different copyright exceptions, with slightly different conditions:
  - A single copy for personal use;
  - Multiple copies by authorised bodies for the personal use of people with disabilities
- Accessible Publishing **Best Practice Guidelines** for Publishers. WIPO.  
[http://www.accessiblebooksconsortium.org/inclusive\\_publishing/en/accessible\\_best\\_practice\\_guidelines\\_for\\_publishers.html](http://www.accessiblebooksconsortium.org/inclusive_publishing/en/accessible_best_practice_guidelines_for_publishers.html)
- **The “Marrakesh Treaty to Facilitate Access to Published Works for Persons Who Are Blind, Visually Impaired or Otherwise Print Disabled”** now forms part of the body of international copyright treaties administered by the World Intellectual Property Organization (WIPO).
- **ONIX for Books** codelist 196 metadata.



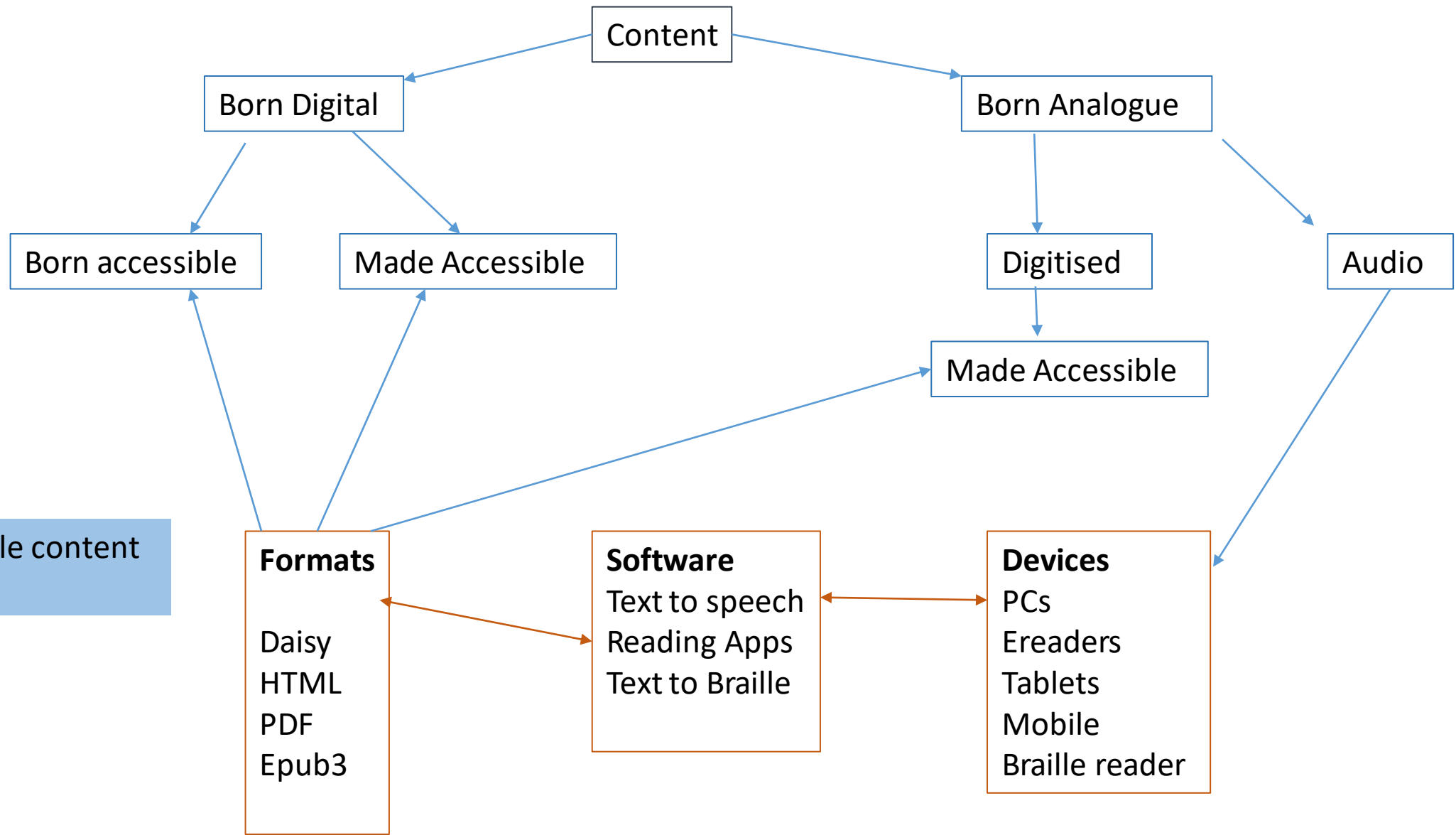
The accessible content landscape



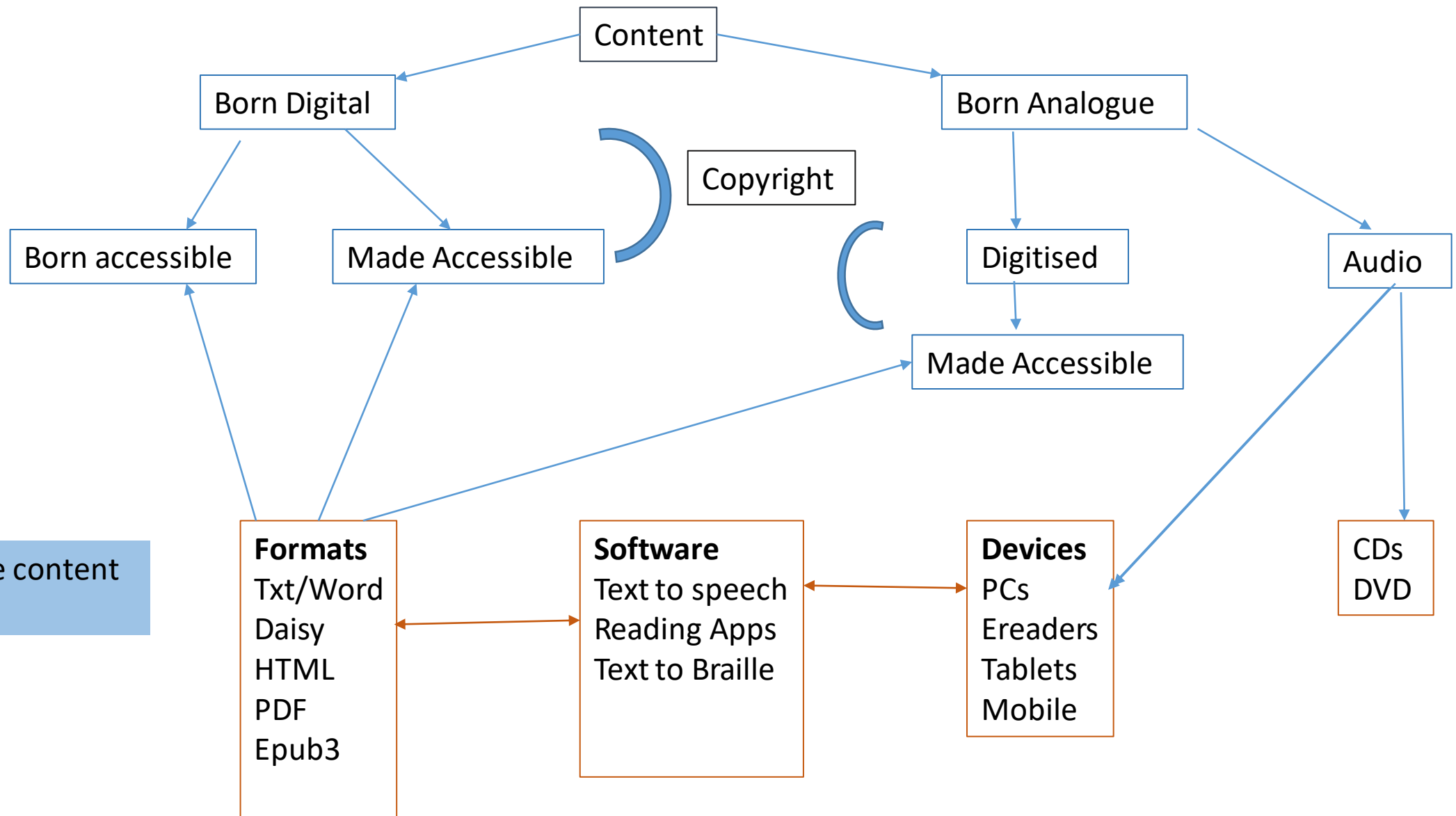


The accessible content landscape





The accessible content landscape



The accessible content landscape

<http://publisherlookup.org.uk/>



## ALTERNATIVE FORMATS

GOOD PRACTICE IN GETTING ALTERNATIVE FORMATS COPE Research/ UCL

### FIND WHAT

Search

### ABOUT OU

Our Publishing

Extracts from T

Alternative For

Educational Pu

Our List Of Pub

**FREE U.  
ALL OR.**

W



The RNIB look up service.

# The AccessText Network Continues to Grow



- Colleges and Universities
- Publishers
- Resource Center

Post-secondary members can request files and permissions from leading publishers with one simple form. All post-secondary institutions in the United States and Canada are eligible to join at no cost.

[HOW IT WORKS >](#)



- ### Quick Links
- [ATN Accessible Textbook Finder](#)
  - [ATN Publisher Lookup](#)
  - [ATN2 Quick Start Guide](#)


### AccessText Sponsors

**Any textbook.  
Any publisher.  
Any format.**

AMAC is accessibility made easy. High-quality, low-cost, super-friendly alternative material production pros at your service.

## Add Request

### Title



Biology : Life on Earth with Physiology, 8th Edition

Audesirk, Gerald; Audesirk, Teresa; Byers, Bruce E.

ISBN-10: 013195766X ISBN-13: 9780131957664

© 2008

Published by [Pearson Education](#) Imprint is Benjamin Cummings

### Exchange Files

[Exchange File 260](#): DOC contributed by Alternative Media Access Center

[Exchange File 11](#): PDF contributed by Alternative Media Access Center

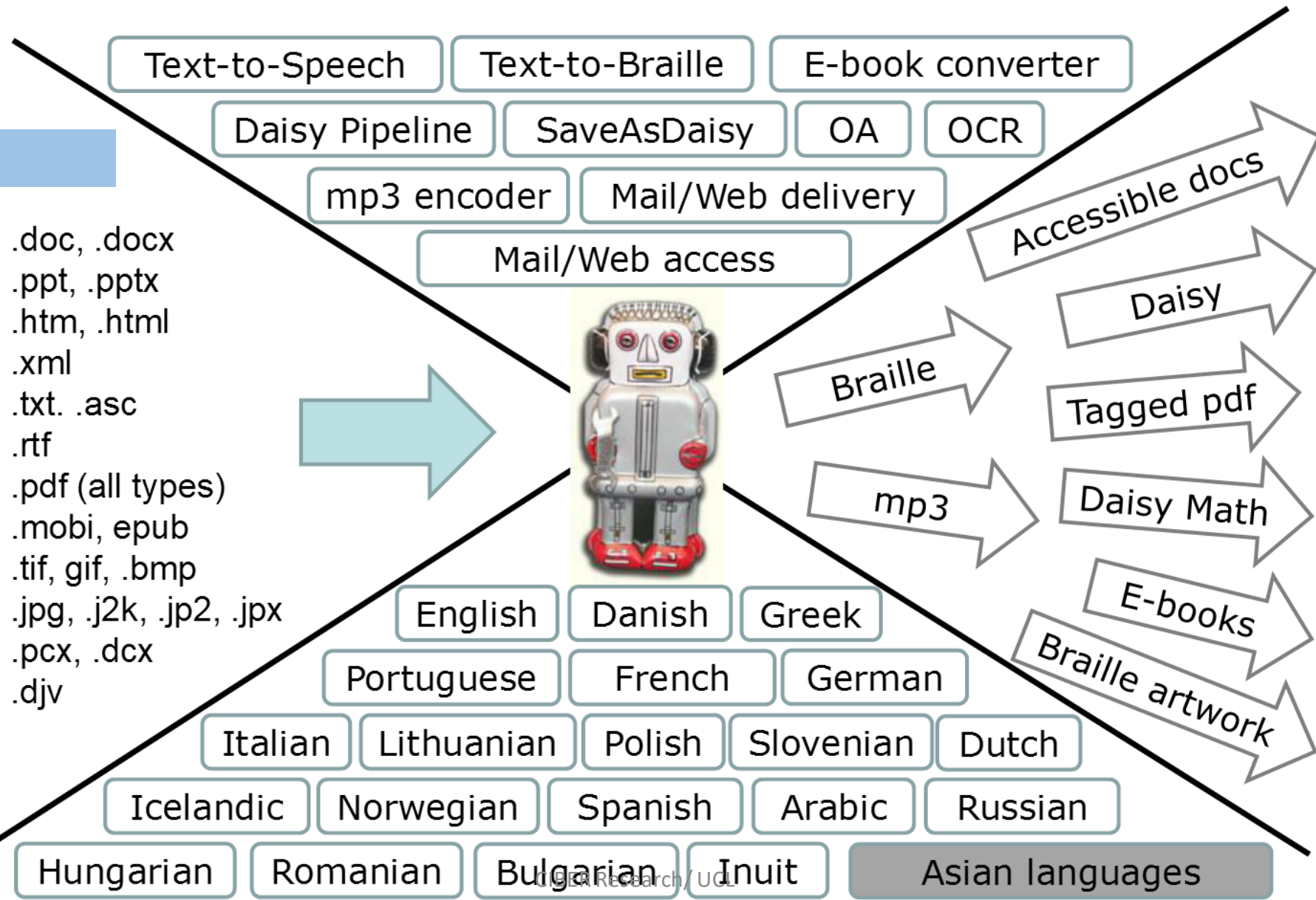
<b>Student ID</b>	<input type="text" value="abc123"/>
<b>Request Type</b>	<input style="border: none; border-bottom: 1px solid black;" type="text" value="Publisher File"/> ▾
<b>Format Requested</b>	<div style="border: 1px solid black; padding: 2px;"><ul style="list-style-type: none"><li>DOC</li><li>EPUB</li><li>PDF</li><li>RTF</li><li>TXT</li><li>XML</li></ul></div>
<b>Notes</b>	<div style="border: 1px solid black; height: 20px;"></div>

▶ [Optional Fields](#)

▶ [Custom Fields](#)

# What's inside

Sensus Access



Safari Arkiv Rediger Oversigt Historie Bogmærker Udvikler Vindue Hjælp

kent.ac.uk

University of Kent 50

1965-2015 The UK's European university

Contact | Maps | Departments

Quick links | Information for me

About | Research | Courses | Locations | International | Business | News | Alumni | Giving

Search site...

## INFORMATION SERVICES – LIBRARY SERVICES

< Information Services > University of Kent > Information Services – Library Services

PUBLICER

Library Services

- Home
- Information for...
- Students
- Staff and researchers
- Alumni
- Visitors
- Users with disabilities
- File conversion tool
- Using your library
- A-Z of Library services

Find and access resources

- Library catalogue
- Your Library account
- Reading lists
- Resources
- Subject guides
- Research
- Special Collections/Archives

Help and contacts

- Contact us
- Request & application forms
- Skills and training
- Regulations

Search Information Services

### Convert a file into an accessible format

This is a **pilot service** - available until September 2015

Follow the four steps below to convert your document into an accessible format. The result is sent to your Kent email address. To get the instructions in another language, please click the relevant flag.

Please give feedback about this service by filling in a very short survey.

### Alternative media made easy

Follow the four easy steps below to have your document converted into an alternative, accessible format. The result is delivered in your email inbox. You may upload a file, enter a URL to a file or simply type in the text you wish to have converted. The form expands as you make your selections.

Source

- File
- URL
- Text

### Step 1 - Upload the file

Select your file and upload it to the server (max 32 mb). Supported file types are .doc, .docx, .pdf, .ppt, .pptx, .txt, .xml, .html, .htm, .rtf, .epub, .mobi, .tiff, .tif.

Need help with this tool?

Email: [is-disabilitysupport@kent.ac.uk](mailto:is-disabilitysupport@kent.ac.uk)

Conditions of use

This service is intended for University of Kent users with print disabilities to make accessible copies of legitimately acquired content as per the Copyright, Designs and Patents Act, 1988, Section 31A (Disabled persons: copies of works for personal use).

By using this service you agree that:

- the accessible copies will only be made by or on behalf of a user with a print disability
- you have determined that no version of the material is commercially available in an appropriate format
- the copies will be for your/the disabled user's personal use and further copies will not be shared with others

Copyright advice: [copyright@kent.ac.uk](mailto:copyright@kent.ac.uk)

More about copyright at Kent

# Evaluating accessibility of Ebook Sites

- **Range of formats**
  - HTML; PDF online; PDF download; EPUB3
- **Appearance**
  - Text size/Text reflow/Left alignment/Font style/Font colours/Background colour/Colour contrast
- **Navigation**
  - Table of Contents hyperlinks/Skip links/Tab order/Unique link names/Search and tolerance
- **Text-to-speech / screen reader**
- **Access/Control**
  - Printing/Copy and paste/Download book
- **Images & Animation**
  - Image labels/Icon labelling/Animations stoppable?



Platform	No. of Audits	Average Score	Average Minimum Potential	Average Maximum Potential	Unweighted Average Score
Vitalsource	2	67.68%	64.38%	71.38%	67.68%
Ebook Central from Proquest	1	66.78%	50.00%	82.31%	66.78%
Credo Reference Publisher Collections	1	64.22%	51.96%	82.35%	64.22%
Elsevier-Science Direct	2	62.19%	50.73%	76.63%	62.19%
Cambridge Core	1	61.82%	45.21%	78.08%	61.82%
Taylor & Francis eBooks	2	61.30%	48.69%	76.80%	61.30%
IET eBook Collection	1	58.49%	56.60%	60.38%	58.49%
Palgrave Connect e-book Collection	1	58.44%	46.64%	73.83%	58.44%
Ebrary from Proquest	1	57.52%	43.46%	75.82%	57.52%
Cambridge Books Online	1	56.27%	43.14%	68.63%	56.27%
Safari Books Online	2	55.98%	52.31%	58.31%	55.98%
EBSCO ebooks	2	55.49%	47.15%	64.66%	55.49%
Bloomsbury Collections	1	54.83%	45.67%	68.67%	54.83%
Springer Link ebook collections	2	54.72%	42.57%	67.63%	54.72%
Emerald Business, Management and Economics eBook Archive	1	52.77%	37.18%	72.41%	52.77%
Open Book Publishers	1	50.68%	37.98%	67.05%	50.68%
Royal Marsden Manual ( <a href="http://www.rmmonline.co.uk/">http://www.rmmonline.co.uk/</a> )	2	49.88%	41.43%	57.44%	49.88%
Oxford Music Online	1	49.59%	47.96%	52.04%	49.59%
ACLS Humanities	3	48.86%	41.81%	53.90%	48.86%
Knovel	6	48.21%	38.66%	60.48%	48.21%
SAGE Knowledge	4	47.28%	34.80%	63.49%	47.28%
Cambridge Companions Online	3	47.28%	35.73%	59.74%	47.28%
Dawsonera	39	46.51%	34.81%	60.45%	46.51%
Early English Books Online (EEBO)	4	45.40%	37.70%	56.43%	45.40%
FORENSICnetBASE	5	44.96%	35.62%	54.07%	44.96%
Books@OVID - new reader	3	44.42%	36.31%	51.23%	44.42%
Wiley Online	1	44.15%	31.91%	53.19%	44.15%
Westlaw	5	44.05%	30.65%	58.44%	44.05%
Oxford Scholarship Online	1	43.73%	31.96%	57.73%	43.73%
Askew & Holts (VLE eBooks)	134	43.40%	35.79%	53.77%	43.40%
Oxford Reference Online	1	43.30%	39.36%	44.68%	43.30%
De Gruyter ebooks	1	41.80%	32.00%	54.00%	41.80%
EBL	2	41.44%	35.62%	48.37%	41.44%
IEEE Xplore	2	41.18%	31.35%	50.63%	41.18%
HeinOnline	5	41.11%	34.67%	47.77%	41.11%
Cornerstone Pharmaceutical Sciences Collection	7	40.40%	36.19%	43.54%	40.40%
Books@OVID	3	39.99%	34.33%	45.61%	39.99%
eBooks 24x7 - IT Pro	5	39.18%	35.54%	41.73%	39.18%
Oxford Biblical Studies Online	1	36.46%	36.46%	36.46%	36.46%
Bloomsbury Fashion Central	1	36.33%	34.69%	38.78%	36.33%
MyiLibrary	8	36.15%	31.40%	40.04%	36.15%
Books@OVID - old reader	2	35.50%	33.13%	37.87%	35.50%
Elsevier eBooks Collections	3	35.38%	30.39%	41.03%	35.38%
JSTOR	1	34.57%	19.15%	57.45%	34.57%

Publisher	No. of Audits	Average Score	Average Minimum Potential	Average Maximum Potential	Unweighted Average Score
National Geographic Learning	1	80.77%	80.77%	80.77%	80.77%
McGraw Hill	1	68.27%	61.54%	78.85%	68.27%
Pharmaceutical Press	1	58.70%	58.70%	58.70%	58.70%
Woodhead Publishing	1	58.65%	47.12%	68.27%	58.65%
IGI Global	2	58.52%	51.66%	65.07%	58.52%
IET	1	58.49%	56.60%	60.38%	58.49%
Springer	2	54.72%	42.57%	67.63%	54.72%
Ashgate	2	53.37%	42.31%	68.73%	53.37%
Emerald Group Publishing Ltd	1	52.77%	37.18%	72.41%	52.77%
Policy Press	1	52.50%	46.00%	61.00%	52.50%
For Dummies	1	52.32%	42.38%	64.24%	52.32%
Churchill Livingstone	1	51.31%	45.10%	60.78%	51.31%
Gower	2	51.29%	40.26%	63.81%	51.29%
Open Book Publishers	1	50.68%	37.98%	67.05%	50.68%
Jessica Kingsley Publishers	2	50.24%	42.55%	59.39%	50.24%
Nicholas Okes for Richard Collins	1	49.46%	35.71%	65.31%	49.46%
Chandos Publishing	1	49.33%	45.64%	55.70%	49.33%
Westminster Press	1	49.29%	34.04%	61.70%	49.29%
BMJ	2	49.23%	36.93%	62.08%	49.23%
English Institute	1	49.15%	45.74%	50.00%	49.15%
CRC Press	4	48.68%	43.03%	55.05%	48.68%
Palgrave Macmillan	5	47.96%	41.04%	57.69%	47.96%
Not applicable	2	47.95%	42.49%	57.39%	47.95%
Penguin	1	47.67%	38.67%	60.67%	47.67%
Cambridge University Press	16	47.00%	36.35%	59.35%	47.00%
Royal Pharmaceutical Society	3	46.83%	33.58%	61.90%	46.83%
Royal Society of Chemistry	2	46.48%	37.45%	57.53%	46.48%
Wiley-VCH	2	46.20%	38.10%	58.03%	46.20%
Royal Marsden NHS Trust	1	46.12%	40.82%	48.98%	46.12%
Elsevier	12	46.06%	36.53%	57.87%	46.06%
Taylor & Francis	16	45.89%	37.03%	56.65%	45.89%
SAGE	10	45.78%	34.85%	59.93%	45.78%
Yale University Press	4	45.69%	37.30%	57.45%	45.69%
Routledge	36	45.67%	37.58%	56.09%	45.67%
Cambridge Scholars Publishing	1	45.29%	38.89%	53.59%	45.29%
Humana	5	45.26%	34.03%	59.23%	45.26%
Cengage Learning	3	44.62%	37.43%	54.04%	44.62%
Wiley Blackwell	22	44.47%	36.19%	54.83%	44.47%
Thomson Reuters	5	44.05%	30.65%	58.44%	44.05%
Columbia University Press	3	43.80%	34.02%	57.38%	43.80%
Harvard University Press	4	43.28%	34.74%	55.35%	43.28%
Oxford University Press	33	42.59%	34.66%	52.90%	42.59%
Rowman & Littlefield	2	42.29%	35.41%	51.15%	42.29%
De Gruyter	1	41.80%	32.00%	54.00%	41.80%
Saunders	2	41.79%	33.34%	51.93%	41.79%
Polity Press	2	41.73%	34.98%	52.18%	41.73%