

SensusAccess

Alternate Media Made Easy

Lars Ballieu Christensen

Advisor, Ph.D., M.Sc.

Tanja Stevns

Director, Special Education Teacher

SensusAccess

- Self-service alternate media solution
- SensusAccess
 1. Produces MP3 audio files
 2. Produces structured audio books
 3. Produces e-books
 4. Produces digital Braille books
 5. Converts inaccessible and tricky documents into more accessible formats
- Supports multitude of languages


Why SensusAccess?

Independence and
self-sufficiency

Inclusion in education
and vocation

- Availability
- Privacy
- Multiple formats
- Cost and platforms
- Accessibility support in
online education

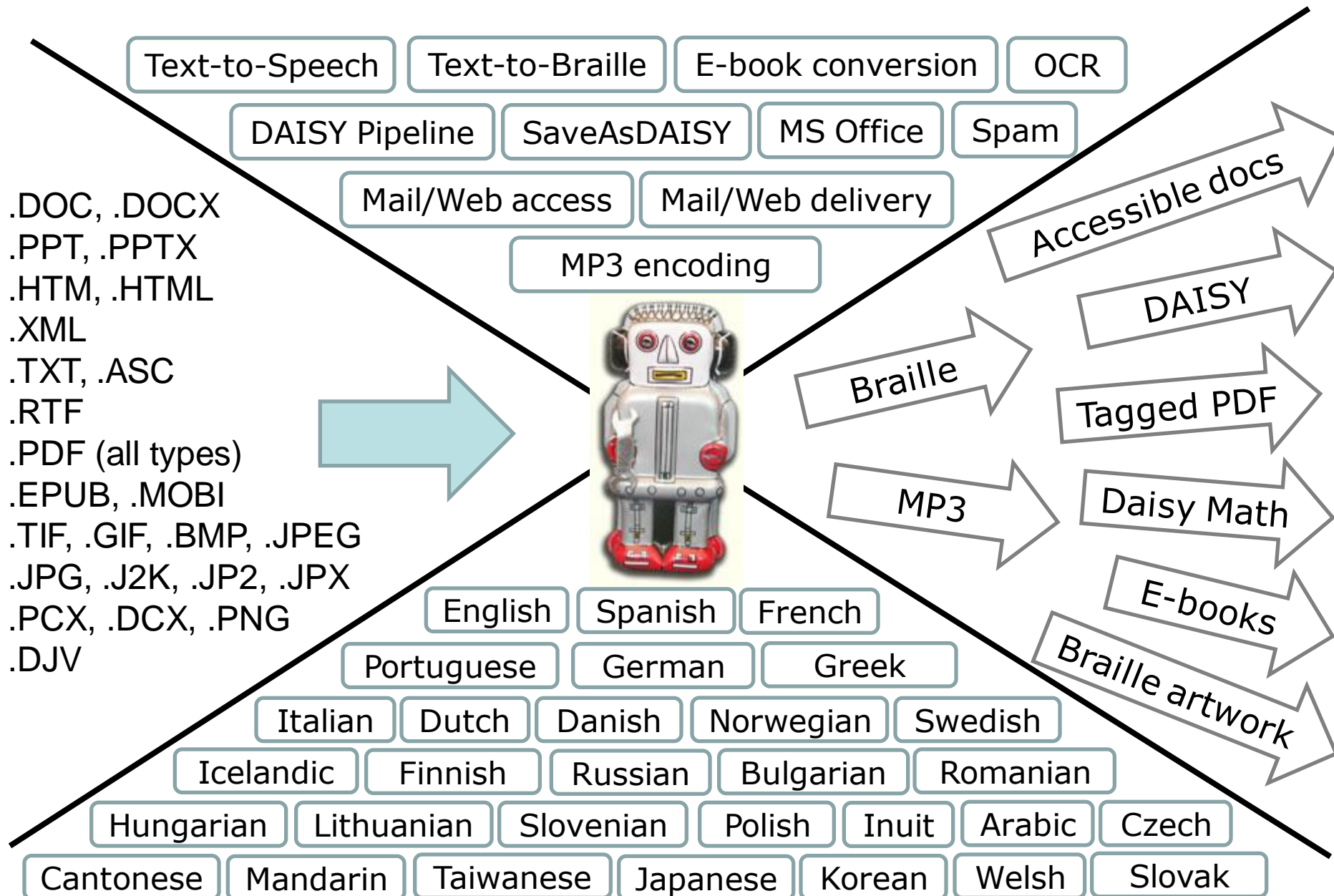
Long-term, inclusive,
open



SensusAccess Users

- Users with special needs
 - Blind, partially sighted, reading impaired, learning disorders, ...
- At-risk students
- Mainstream students, faculty
 - Poor language skills, different learning styles, foreign language skills, ...
- Others
 - Alternate media professionals, rehabilitation workers, faculty, staff, librarians, relatives

What's inside





Alternate media made easy

Follow the four easy steps below to have your document converted into an alternative, accessible format. The result is delivered in your email inbox. You may upload a file, enter a URL to a file or simply type in the text you wish to have converted. The form expands as you make your selections.

Source

☒ File

☐ URL

☐ Text

Step 1 - Upload your document

Select your file and upload it to the server (max 64 MB). Multiple files of the same type may be selected. Supported file types are .DOC, .DOCX, .PDF, .PPT, .PPTX, .TXT, .XML, .HTML, .HTM, .RTF, .EPUB, .MOBI, .TIFF, .TIF, .GIF, .JPG, .BMP, .PCX, .DCX, .J2K, .JP2, .JPX, .DJV and .ASC

File name: ingen arkiver valgt

INFORMATION SERVICES – LIBRARY SERVICES

< Information Services

> University of Kent > Information Services – Library Services

PUBLICER

Library Services

[Home](#)

[Information for...](#)

[Students](#)

[Staff](#)

[Lecturers](#)

[Alumni](#)

[Visitors](#)

[Users with disabilities](#)

[Make it accessible](#)

[Using your library](#)

[A-Z of Library services](#)

Find and access resources

[LibrarySearch](#)

[Your Library account](#)

[Reading lists](#)

[Resources](#)

[Subject guides](#)

[Research support](#)

[Special Collections/Archives](#)

Help and contacts

[Contact us](#)

[Request & application forms](#)

[Skills and training](#)

[Regulations](#)

Make it accessible (SensusAccess)

- You can make image-based PDFs, JPEGs and other files accessible
- SensusAccess converts them into text or audio for you.

Conditions of use

You can make an accessible copy if you own the copyright (eg, it's your own work), have permission from the copyright holder, if the [copyright has expired](#), or if it's for someone with a print disability. If so you need to agree that:

- the copy won't be shared with others
- you can't find a commercially available version in an appropriate format.
- you abide by the Copyright, Designs and Patents Act, 1988, Section 31A (Disabled persons: copies of works for personal use).

Contact us for copyright advice: copyright@kent.ac.uk

Use SensusAccess to convert a file



Follow the four easy steps below to have your document converted into an alternative, accessible format. The result is delivered in your email inbox. You may upload one or more files, enter a URL to a file or simply type in the text you wish to have converted. The form expands as you make your selections.

Source

- ☒ File
☐ URL
☐ Text

Step 1 - Upload your document

Select your file and upload it to the server (max 64 MB). Multiple files of the same type may be selected. Supported file types are .DOC, .DOCX, .PDF, .PPT, .PPTX, .TXT, .XML, .HTML, .HTM, .RTF, .EPUB, .MOBI, .TIFF, .TIF, .GIF, .JPG, .JPEG, .BMP, .PCX, .DCX, .J2K, .JP2, .JPX, .DJV and .ASC

File name: Vælg arkiver ingen arkiver valgt

Uploading images?

If you upload several .JPG files at once, SensusAccess will combine them into one text or audio file.

To change this:

1. Upload your files in Step 1
2. Untick the box for **Combine multiple images into one file**

SCRIBE

CONVERT A FILE

CONVERSION OPTIONS

BEST PRACTICES

ACCESSIBLE MS WORD DOCS

Convert a File

Follow the steps to have your document converted into an alternative, accessible format. The result will be delivered to you via e-mail. Conversion is currently limited to individuals with a Stanford University e-mail address.

Notice: The copyright law of the United States (Title 17, U.S. Code) governs the making of photocopies or other reproductions of copyrighted material. The person using this equipment is liable for any infringement.

Follow the four steps below to have your document converted into an alternative, accessible format. The result is delivered to your email inbox. The form expands as you make your selections.

Step 1 - Upload the file

Select your file and upload it to the server (max 32 mb). Supported file types are .doc, .docx, .pdf, .ppt, .pptx, .txt, .xml, .html, .htm, .rtf, .epub, .mobi, .tiff, .tif, .gif, .jpg, .bmp, .pcx, .dcx, .j2k, .jp2, .jpx, .djv and .asc

File name: intet arkiv valgt

Other interfaces ...

Email interface

- audio@ american@ britspeech@ deutsch@
parlefrancais@ daisy@ daisymath@ epub@ epub3@
mobi@ converti@

FTP Batch interface

- Libraries, publishers

Web API

- App developers

SensusLibrary

- Digital library for alternate media
- Public and protected material
- Operated in accordance with national copyright legislation
- Integrated with library meta databases through Z39.50
- Tightly integrated with SensusAccess
- Try at www.sensuslibrary.com
- In-house repository?
- Shared repository?

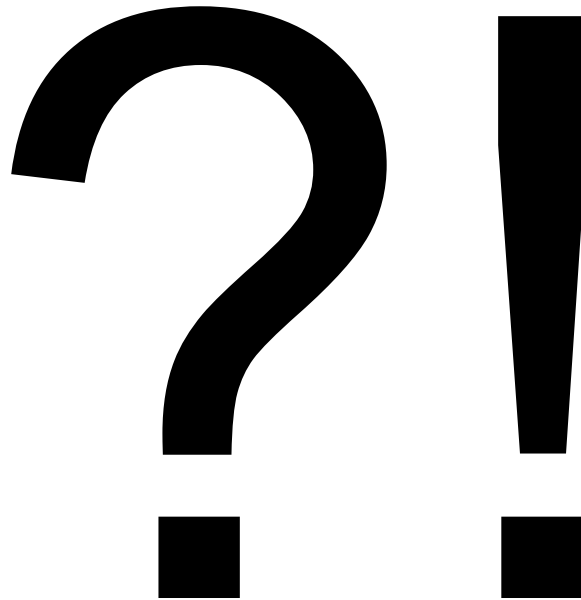
SensusAccess e-learning



Usage terms

- Subject to service agreement
- Annual subscription fee
- Must be free to end-users

Questions; comments



Contact information

Lars Ballieu Christensen

- Mail: lars@sensus.dk
- Phone: +45 40 32 68 23

Tanja Stevns

- Mail: tanja@sensus.dk
- Phone: +45 23 24 06 72

www.sensusaccess.com